




Brock Commercial Hopper Bins/Silos

			Maximum Capacity*						
Hopper Angle	Diameter		Model Number	(Peaked) Storage		Eave Height		Fill Height	
	Feet	Meters		Bushels	M ³	Feet/ Inches	Meters	Feet/ Inches	Meters
COMMERCIAL HOPPER BINS/SILOS with 45-Degree Cone Bottom									
45°	15	4.6	58-15306	2,915	97	25'-6"	7.77	29'-4"	8.95
45°	15	4.6	58-15307	3,311	110	28'-2"	8.58	32'-0"	9.76
45°	15	4.6	58-15308	3,706	123	30'-10"	9.40	34'-8"	10.57
45°	15	4.6	58-15309	4,102	136	33'-6"	10.21	37'-4"	11.39
45°	15	4.6	58-15310	4,498	150	36'-2"	11.02	40'-0"	12.20
45°	15	4.6	58-15311	4,894	163	38'-10"	11.84	42'-8"	13.01
45°	15	4.6	58-15312	5,290	176	41'-6"	12.65	45'-4"	13.83
45°	15	4.6	58-15313	5,686	189	44'-2"	13.46	48'-0"	14.64
45°	15	4.6	58-15314	6,082	202	46'-10"	14.27	50'-8"	15.45
45°	15	4.6	58-15315	6,478	215	49'-6"	15.09	53'-4"	16.26
45°	15	4.6	58-15316	6,873	229	52'-2"	15.90	56'-0"	17.08
45°	15	4.6	58-15317	7,269	242	54'-10"	16.71	58'-8"	17.89
45°	15	4.6	58-15318	7,665	255	57'-6"	17.52	61'-4"	18.70
45°	15	4.6	58-15319	8,061	268	60'-2"	18.34	64'-0"	19.52
45°	18	5.5	58-18306	4,395	146	27'-1"	8.24	31'-9"	9.68
45°	18	5.5	58-18307	4,966	165	29'-9"	9.06	34'-5"	10.50
45°	18	5.5	58-18308	5,536	184	32'-5"	9.87	37'-1"	11.31
45°	18	5.5	58-18309	6,107	203	35'-1"	10.68	39'-9"	12.12
45°	18	5.5	58-18310	6,677	222	37'-9"	11.49	42'-5"	12.93
45°	18	5.5	58-18311	7,247	241	40'-5"	12.31	45'-1"	13.75
45°	18	5.5	58-18312	7,818	260	43'-1"	13.12	47'-9"	14.56
45°	18	5.5	58-18313	8,388	279	45'-9"	13.93	50'-5"	15.37
45°	18	5.5	58-18314	8,958	298	48'-5"	14.75	53'-1"	16.19
45°	18	5.5	58-18315	9,529	317	51'-1"	15.56	55'-9"	17.00
45°	18	5.5	58-18316	10,099	336	53'-9"	16.37	58'-5"	17.81
45°	18	5.5	58-18317	10,670	355	56'-5"	17.18	61'-1"	18.62
45°	18	5.5	58-18318	11,240	374	59'-1"	18.00	63'-9"	19.44
45°	18	5.5	58-18319	11,810	393	61'-9"	18.81	66'-5"	20.25
45°	18	5.5	58-18320	12,381	412	64'-5"	19.62	69'-1"	21.06
45°	18	5.5	58-18321	12,951	431	67'-1"	20.44	71'-9"	21.88
45°	18	5.5	58-18322	13,521	450	69'-9"	21.25	74'-5"	22.69


Brock Commercial Hopper Bins/Silos

			Maximum Capacity*						
			(Peaked) Storage		Eave Height		Fill Height		
Hopper Angle	Diameter		Model Number	Bushels	M ³	Feet/Inches	Meters	Feet/Inches	Meters
	Feet	Meters							
45°	21	6.4	58-21306	6,252	208	28'-7"	8.71	34'-2"	10.41
45°	21	6.4	58-21307	7,028	234	31'-3"	9.52	36'-10"	11.23
45°	21	6.4	58-21308	7,805	259	33'-11"	10.34	39'-6"	12.04
45°	21	6.4	58-21309	8,582	285	36'-7"	11.15	42'-2"	12.85
45°	21	6.4	58-21310	9,358	311	39'-3"	11.96	44'-10"	13.66
45°	21	6.4	58-21311	10,135	337	41'-11"	12.77	47'-6"	14.48
45°	21	6.4	58-21312	10,912	363	44'-7"	13.59	50'-2"	15.29
45°	21	6.4	58-21313	11,688	389	47'-3"	14.40	52'-10"	16.10
45°	21	6.4	58-21314	12,465	414	49'-11"	15.21	55'-6"	16.91
45°	21	6.4	58-21315	13,241	440	52'-7"	16.03	58'-2"	17.73
45°	21	6.4	58-21316	14,018	466	55'-3"	16.84	60'-10"	18.54
45°	21	6.4	58-21317	14,795	492	57'-11"	17.65	63'-6"	19.35
45°	21	6.4	58-21318	15,571	518	60'-7"	18.46	66'-2"	20.17
45°	21	6.4	58-21319	16,348	543	63'-3"	19.28	68'-10"	20.98
45°	21	6.4	58-21320	17,125	569	65'-11"	20.09	71'-6"	21.79
45°	21	6.4	58-21321	17,901	595	68'-7"	20.90	74'-2"	22.60
45°	21	6.4	58-21322	18,678	621	71'-3"	21.72	76'-10"	23.42
45°	24	7.3	58-24306	8,515	283	30'-1"	9.17	36'-6"	11.14
45°	24	7.3	58-24307	9,530	317	32'-9"	9.98	39'-2"	11.95
45°	24	7.3	58-24308	10,544	351	35'-5"	10.80	41'-10"	12.76
45°	24	7.3	58-24309	11,559	384	38'-1"	11.61	44'-6"	13.57
45°	24	7.3	58-24310	12,574	418	40'-9"	12.42	47'-2"	14.39
45°	24	7.3	58-24311	13,588	452	43'-5"	13.23	49'-10"	15.20
45°	24	7.3	58-24312	14,603	485	46'-1"	14.05	52'-6"	16.01
45°	24	7.3	58-24313	15,618	519	48'-9"	14.86	55'-2"	16.82
45°	24	7.3	58-24314	16,632	553	51'-5"	15.67	57'-10"	17.64
45°	24	7.3	58-24315	17,647	587	54'-1"	16.49	60'-6"	18.45
45°	24	7.3	58-24316	18,662	620	56'-9"	17.30	63'-2"	19.26
45°	24	7.3	58-24317	19,677	654	59'-5"	18.11	65'-10"	20.08
45°	24	7.3	58-24318	20,691	688	62'-1"	18.92	68'-6"	20.89
45°	24	7.3	58-24319	21,706	722	64'-9"	19.74	71'-2"	21.70
45°	24	7.3	58-24320	22,661	753	67'-5"	20.55	73'-10"	22.51
45°	24	7.3	58-24321	23,676	787	70'-1"	21.36	76'-6"	23.33
45°	24	7.3	58-24322	24,691	821	72'-9"	22.18	79'-2"	24.14


Brock Commercial Hopper Bins/Silos

			Maximum Capacity*					Fill Height	
			(Peaked) Storage		Eave Height				
Hopper Angle	Diameter		Model Number	Bushels	M ³	Feet/ Inches	Meters	Feet/ Inches	Meters
	Feet	Meters							
COMMERCIAL HOPPER BINS/SILOS with 40-Degree Cone Bottom									
40°	27	8.2	58-27406	10,933	363	29'-7"	9.01	36'-10"	11.24
40°	27	8.2	58-27407	12,217	406	32'-3"	9.82	39'-6"	12.05
40°	27	8.2	58-27408	13,502	449	34'-11"	10.63	42'-2"	12.86
40°	27	8.2	58-27409	14,786	492	37'-7"	11.45	44'-10"	13.67
40°	27	8.2	58-27410	16,071	534	40'-3"	12.26	47'-6"	14.49
40°	27	8.2	58-27411	17,355	577	42'-11"	13.07	50'-2"	15.30
40°	27	8.2	58-27412	18,640	620	45'-7"	13.89	52'-10"	16.11
40°	27	8.2	58-27413	19,924	662	48'-3"	14.70	55'-6"	16.93
40°	27	8.2	58-27414	21,209	705	50'-11"	15.51	58'-2"	17.74
40°	27	8.2	58-27415	22,493	748	53'-7"	16.32	60'-10"	18.55
40°	27	8.2	58-27416	23,778	790	56'-3"	17.14	63'-6"	19.36
40°	27	8.2	58-27417	25,062	833	58'-11"	17.95	66'-2"	20.18
40°	27	8.2	58-27418	26,347	876	61'-7"	18.76	68'-10"	20.99
40°	27	8.2	58-27419	27,631	919	64'-3"	19.58	71'-6"	21.80
40°	27	8.2	58-27420	28,916	961	66'-11"	20.39	74'-2"	22.62
40°	27	8.2	58-27421	30,200	1,004	69'-7"	21.20	76'-10"	23.43
40°	27	8.2	58-27422	31,485	1,047	72'-3"	22.01	79'-6"	24.24
40°	30	9.1	58-30406	13,998	465	30'-10"	9.39	39'-0"	11.89
40°	30	9.1	58-30407	15,584	518	32'-6"	10.21	41'-8"	12.70
40°	30	9.1	58-30408	17,170	571	36'-2"	11.02	44'-4"	13.51
40°	30	9.1	58-30409	18,756	624	38'-10"	11.83	47'-0"	14.32
40°	30	9.1	58-30410	20,342	676	41'-6"	12.65	49'-8"	15.14
40°	30	9.1	58-30411	21,928	729	44'-2"	13.46	52'-4"	15.95
40°	30	9.1	58-30412	23,514	782	46'-10"	14.27	55'-0"	16.76
40°	30	9.1	58-30413	25,100	834	49'-6"	15.08	57'-8"	17.57
40°	30	9.1	58-30414	26,686	887	52'-2"	15.90	60'-4"	18.39
40°	30	9.1	58-30415	28,272	940	54'-10"	16.71	63'-0"	19.20
40°	30	9.1	58-30416	29,858	993	57'-6"	17.52	65'-8"	20.01
40°	30	9.1	58-30417	31,444	1,045	60'-2"	18.34	68'-4"	20.83
40°	30	9.1	58-30418	33,030	1,098	62'-10"	19.15	71'-0"	21.64
40°	30	9.1	58-30419	34,616	1,151	65'-6"	19.96	73'-8"	22.45
40°	30	9.1	58-30420	36,203	1,204	68'-2"	20.77	76'-4"	23.26
40°	30	9.1	58-30421	37,789	1,256	70'-10"	21.59	79'-0"	24.08
40°	30	9.1	58-30422	39,375	1,309	73'-6"	22.40	81'-8"	24.89
40°	30	9.1	58-30423	40,961	1,362	76'-2"	23.22	84'-4"	25.71

Brock Commercial Hopper Bins/Silos

			Maximum Capacity*					Fill Height	
			(Peaked) Storage		Eave Height				
Hopper Angle	Diameter		Model Number	Bushels	M ³	Feet/ Inches	Meters	Feet/ Inches	Meters
	Feet	Meters							
40°	36	11.0	58-36406	21,597	718	33'-2"	10.11	43'-1"	13.13
40°	36	11.0	58-36407	23,882	794	35'-10"	10.92	45'-9"	13.94
40°	36	11.0	58-36408	26,166	870	38'-6"	11.74	48'-5"	14.75
40°	36	11.0	58-36409	28,451	946	41'-2"	12.55	51'-1"	15.56
40°	36	11.0	58-36410	30,736	1022	43'-10"	13.36	53'-9"	16.38
40°	36	11.0	58-36411	33,020	1098	46'-6"	14.17	56'-5"	17.19
40°	36	11.0	58-36412	35,305	1174	49'-2"	14.99	59'-1"	18.00
40°	36	11.0	58-36413	37,589	1250	51'-10"	15.80	61'-9"	18.82
40°	36	11.0	58-36414	39,874	1326	54'-6"	16.61	64'-5"	19.63
40°	36	11.0	58-36415	42,158	1402	57'-2"	17.42	67'-1"	20.44
40°	36	11.0	58-36416	44,443	1477	59'-10"	18.24	69'-9"	21.25
40°	36	11.0	58-36417	46,728	1553	62'-6"	19.05	72'-5"	22.07
40°	36	11.0	58-36418	49,012	1629	65'-2"	19.86	75'-1"	22.88
40°	36	11.0	58-36419	51,297	1705	67'-10"	20.68	77'-9"	23.69
40°	36	11.0	58-36420	53,581	1781	70'-6"	21.49	80'-5"	24.50
40°	36	11.0	58-36421	55,866	1857	73'-2"	22.30	83'-1"	25.32
40°	36	11.0	58-36422	58,150	1933	75'-10"	23.11	85'-9"	26.13
COMMERCIAL HOPPER BINS/SILOS with 60-Degree Cone Bottom									
60°	15	4.6	58-15006	3,080	102	30'-1"	9.18	34'-0"	10.36
60°	15	4.6	58-15007	3,476	116	32'-9"	9.99	36'-8"	11.17
60°	15	4.6	58-15008	3,872	129	35'-5"	10.80	39'-4"	11.98
60°	15	4.6	58-15009	4,268	142	38'-1"	11.62	42'-0"	12.79
60°	15	4.6	58-15010	4,663	155	40'-9"	12.43	44'-8"	13.61
60°	15	4.6	58-15011	5,059	168	43'-5"	13.24	47'-4"	14.42
60°	15	4.6	58-15012	5,455	181	46'-1"	14.05	50'-0"	15.23
60°	15	4.6	58-15013	5,851	195	48'-9"	14.87	52'-8"	16.05
60°	15	4.6	58-15014	6,247	208	51'-5"	15.68	55'-4"	16.86
60°	15	4.6	58-15015	6,643	221	54'-1"	16.49	58'-0"	17.67
60°	15	4.6	58-15016	7,039	234	56'-9"	17.31	60'-8"	18.48
60°	15	4.6	58-15017	7,435	247	59'-5"	18.12	63'-4"	19.30

Brock Commercial Hopper Bins/Silos

			Maximum Capacity*				Fill Height		
			(Peaked) Storage		Eave Height				
Hopper Angle	Diameter		Model Number	Bushels	M ³	Feet/ Inches	Meters	Feet/ Inches	Meters
	Feet	Meters							
60°	18	5.5	58-18006	4,687	156	32'-9"	9.99	37'-6"	11.43
60°	18	5.5	58-18007	5,257	175	35'-5"	10.80	40'-2"	12.24
60°	18	5.5	58-18008	5,828	194	38'-1"	11.62	42'-10"	13.06
60°	18	5.5	58-18009	6,398	213	40'-9"	12.43	45'-6"	13.87
60°	18	5.5	58-18010	6,968	232	43'-5"	13.24	48'-2"	14.68
60°	18	5.5	58-18011	7,539	251	46'-1"	14.06	50'-10"	15.49
60°	18	5.5	58-18012	8,109	270	48'-9"	14.87	53'-6"	16.31
60°	18	5.5	58-18013	8,679	289	51'-5"	15.68	56'-2"	17.12
60°	18	5.5	58-18014	9,250	308	54'-1"	16.49	58'-10"	17.93
60°	18	5.5	58-18015	9,820	326	56'-9"	17.31	61'-6"	18.75
60°	18	5.5	58-18016	10,391	345	59'-5"	18.12	64'-2"	19.56
60°	18	5.5	58-18017	10,961	364	62'-1"	18.93	66'-10"	20.37
60°	18	5.5	58-18018	11,531	383	64'-9"	19.74	69'-6"	21.18
60°	18	5.5	58-18019	12,102	402	67'-5"	20.56	72'-2"	22.00
60°	18	5.5	58-18020	12,672	421	70'-1"	21.37	74'-10"	22.81
60°	18	5.5	58-18021	13,242	440	72'-9"	22.18	77'-6"	23.62
60°	21	6.4	58-21006	6,722	223	35'-4"	10.77	40'-11"	12.47
60°	21	6.4	58-21007	7,499	249	38'-0"	11.58	43'-7"	13.28
60°	21	6.4	58-21008	8,275	275	40'-8"	12.39	46'-3"	14.09
60°	21	6.4	58-21009	9,052	301	43'-4"	13.20	48'-11"	14.91
60°	21	6.4	58-21010	9,829	327	46'-0"	14.02	51'-7"	15.72
60°	21	6.4	58-21011	10,605	353	48'-8"	14.83	54'-3"	16.53
60°	21	6.4	58-21012	11,382	378	51'-4"	15.64	56'-11"	17.34
60°	21	6.4	58-21013	12,158	404	54'-0"	16.46	59'-7"	18.16
60°	21	6.4	58-21014	12,935	430	56'-8"	17.27	62'-3"	18.97
60°	21	6.4	58-21015	13,712	456	59'-4"	18.08	64'-11"	19.78
60°	21	6.4	58-21016	14,488	482	62'-0"	18.89	67'-7"	20.60
60°	21	6.4	58-21017	15,265	507	64'-8"	19.71	70'-3"	21.41
60°	21	6.4	58-21018	16,042	533	67'-4"	20.52	72'-11"	22.22
60°	21	6.4	58-21019	16,818	559	70'-0"	21.33	75'-7"	23.03
60°	21	6.4	58-21020	17,595	585	72'-8"	22.14	78'-3"	23.85
60°	21	6.4	58-21021	18,372	611	75'-4"	22.96	80'-11"	24.66
60°	21	6.4	58-21022	19,148	637	78'-0"	23.77	83'-7"	25.47

See notes on next page.

***Maximum Capacity** for a bin allows for grain to be at the normal (28-degree) angle of repose, starting one inch (25 mm) below the eave. The grain capacities listed are based on ASAE Standard: ASAE S413, with a compaction factor of 6% on bushels. Bins are designed to meet code requirements for 90 mph (145 km/h) wind zones and seismic zone 1. Standard roof peak capacities vary from 4,000 to 7,500 pounds (1,800 to 3,400 kg) depending on bin diameter. In the pursuit of LEADERSHIP THROUGH INNOVATION®, we reserve the right to change specifications without prior notice.

All hopper-bottom bins and silos are designed for the storage of free-flowing materials only. Soybean meal, meat scraps, and certain other materials are not considered to be free-flowing and should not be stored in these bins without the use of qualified flow aid devices and/or appropriate reinforcement.

Because you will customize your grain storage system to your unique needs, not all potentially dangerous or harmful situations can be identified by Brock Grain Systems at the time the bin components and accessories are manufactured. Therefore, it is essential that you think safety first and pay close attention to all possible hazards within your storage systems.