




— BROCK SOLID® —

# GRAIN CONDITIONING



Safeguarding Your Grain® Since 1957

# Protecting Your Investment

**W**hen months of hard work go into producing a grain crop, trust it to the best in grain conditioning: Brock.

Brock Solid® is our guarantee of trusted reliability you can count on day in and day out. It's unmistakable quality, built to last year after year. And it's the same guarantee we founded the company on back in 1957.

Today, our dealers continue to uphold those standards, providing the superior service and support customers expect from Brock. Brock Solid means you can depend on them and us. Times may change, but our solid values are stronger than ever.

Whether you're a farmer storing your own grain or

a commercial operation entrusted with safeguarding your customer's crops, Brock Solid delivers. Always has, always will.

**G**rain drying systems are available in a versatile low-profile design or a fuel-efficient tower style. Both offer innovative features to help you better manage grain drying.

**Variable Width Grain Columns** employ narrow upper columns to allow moisture-saturated drying air to rapidly escape and dry grain more effectively.

**Full Flame-Wall Burner** is low-emission and fuel-efficient in providing uniform plenum temperatures to help maintain top grain quality.

**MOISTURE EQUALIZER® System** moves the hottest and driest grain through the dryer faster to reduce over-drying.


**Double-Wide, Double-Inlet Centrifugal Blowers** maximize airflow while minimizing sound levels.

## SUPERB ENERGY MISER® SQ Series Low Profile Dryer



**Choice of Continuous Flow Drying Modes:** 1) Full heat continuous flow, 2) Full heat continuous flow with two temperature zones, 3) Continuous flow with louvers, or 4) Continuous flow with louvers and hot air return duct.

**EVENFLO® Unloading System** creates gentle, uniform unloading for consistent drying. Slow, straight-line movement of grain is ideal for sensor accuracy in monitoring exit moisture content.



**SUPER-AIR® Pneumatic System** helps move grain from the dryer to multiple bins. Choice of 4-, 5- or 6-inch (102-, 127- or 152-mm) diameter systems and capacities ranging up to 2,250 bushels (57.2 metric tons) per hour.



## CONTROLS – QUANTUM® Dryer Controller



**Brock's Popular QUANTUM® Dryer Controller** works with any current Brock dryer, offering advanced features with ease of use for total dryer management. Web-based monitoring also available.

## MEYER ENERGY MISER® Tower Grain Dryer




With 1,000 to 2,650 bushels (25.4 to 67.3 metric tons) per hour of continuous flow grain drying, the MEYER® Dryer offers proven, fuel-efficient technology and five points of moisture removal. It offers height as an option for adding drying capacity.

## BROCK® Commercial Tower Grain Dryer



Brock Solid® performance and 2,500 to 10,000 bushels (63.5 to 254 metric tons) per hour grain drying capacity come in an energy efficient design. This Brock commercial dryer line offers reliable high-volume operation year after year.



**Circular Drag Unloading System** evenly meters grain from the columns and gently delivers it to the unloading point at the perimeter of the dryer. Speed is automatically adjusted to allow for moisture variations in the incoming wet grain.



**Unobstructed Grain Columns** allow grain entering the dryer an unobstructed gravity flow to the bottom. Electrical conduits and gas piping enter through the bottom of the dryer, not through the grain columns.

## AERATION SYSTEMS — GUARDIAN® Grain Conditioning Fans



**Vane Axial Fan** uses unique venturi opening design for efficient air performance and a totally-enclosed, air over (TEAO) motor. A bolt-together motor mount/fan support creates a solid connection for mounting the fan and for stability during operation. Air vanes aid efficient airflow at higher static pressures by reducing air turbulence.



**Centrifugal Fan Line** features high- and low-speed fans designed to handle the aeration needs of larger grain bins. Advanced air foil blade design and air inlet orifice promote better airflow into the centrifugal wheel to enhance fan performance. Baffle design helps to direct air into the dynamically-balanced centrifugal wheel to encourage smooth, efficient fan operation.



**Fan Controller** is specifically matched to each fan unit and has adjustable overload protection. Control housing is designed to be weather-, dust-, and rodent-proof.

# A Full Line of Brock Solid® Solutions



**F**or nearly 60 years, farmers have counted on Brock for reliable, quality grain storage. That focus on providing dependability has led to technological advances and expansion through the years, resulting in the full line of grain facility solutions that are available today.

Whether you're a farmer interested in grain storage or a commercial operator in need of handling equipment, you'll find the quality you've come to expect and the trusted integrity you deserve.



## Storage

- Stiffened & Non-stiffened Grain Bins
- Stiffened & Non-stiffened Hopper Bins
- Temporary Storage
- Bin Access Doors
- Grain Aeration Floors



## Handling

- Grain Sweeps
- Grain Conveyors
- Bin Unloading Systems
- Bucket Elevators
- Distributors & Accessories



## Structures

- Catwalks
- Bucket Elevator Towers & Stairways
- EVERLOC® Roof Mount System
- Support Towers
- Slot & Tab Construction



— **BROCK SOLID** —

Safeguarding Your Grain® Since 1957

## BROCK GRAIN SYSTEMS

A Division of CTB, Inc.

A Berkshire Hathaway Company

Toll-Free: 866.658.4191

Phone: +1 574.658.4191

[www.brockgrain.com](http://www.brockgrain.com)

Email: [brock@brockgrain.com](mailto:brock@brockgrain.com)

BR-2276/201701