



COMMERCIAL TOWER DRYERS



BROCK® COMMERCIAL TOWER DRYERS ARE DIFFERENT BY DESIGN™

1 NARROWER COLUMNS AT TOP


Narrower width grain columns used at the top of the dryer increase airflow on the wettest grain, starting the drying process sooner.

2 SELF-CLEANING PLENUM FLOOR



Brock's unique self-cleaning plenum floor design allows fines, dirt and bees' wings to recycle back into the grain safely while also reducing routine cleaning maintenance.

3 COMMERCIAL BURNER



A high-capacity, low-emission Maxon® burner is standard on BROCK® Commercial Tower Dryers. The commercial-grade burner features a cast aluminum manifold to help reduce orifice corrosion and maintenance. Brock's unique application of centrifugal fans allows a square burner to be mounted in the square duct and provides uniform airflow across the complete burner surface for efficient combustion and even heat mixing. The generous length of duct above the burner further enhances the temperature balance from the top to the bottom of the heat plenum.

4 DWDI CENTRIFUGAL FANS

Double-wide/double-inlet (DWDI) centrifugal fans were the first choice for the BROCK® Commercial Tower Dryers because they deliver more air while using less horsepower.

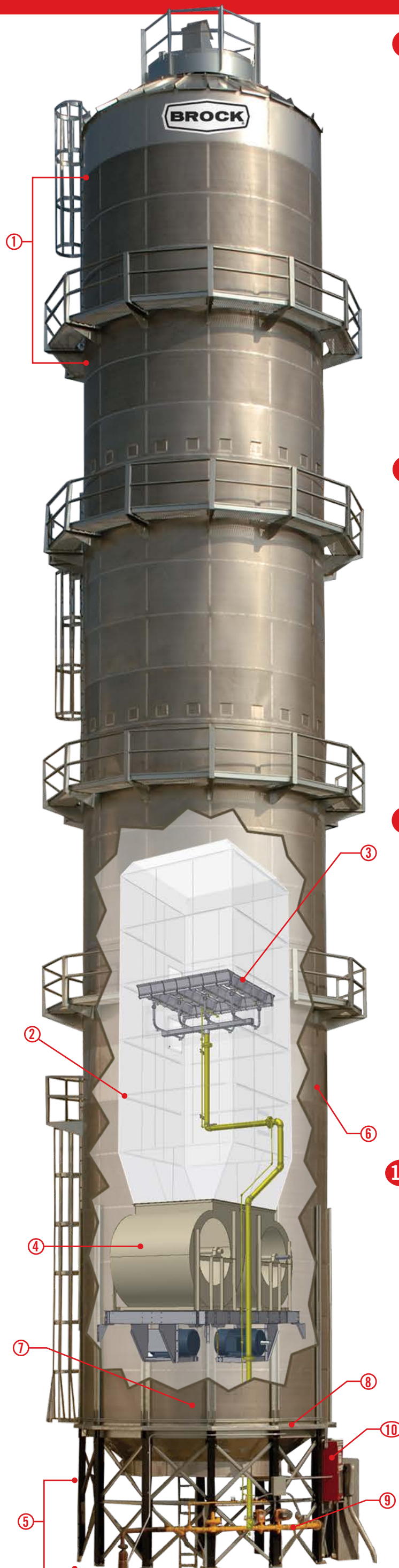
5 EASY ACCESS & SERVICE

Ample clearance under the dryer offers easy walk-through access and generous space for auxiliary equipment. Fan and motor design provides for easy access and serviceability.

6 STAINLESS STEEL SCREENS

Stainless steel perforated screens are used in two standard sizes (.078 and .062 inches) to help confine particulates for cleaner dryer operation.

Maxon is not owned or licensed by CTB and is the sole property of its respective owner.

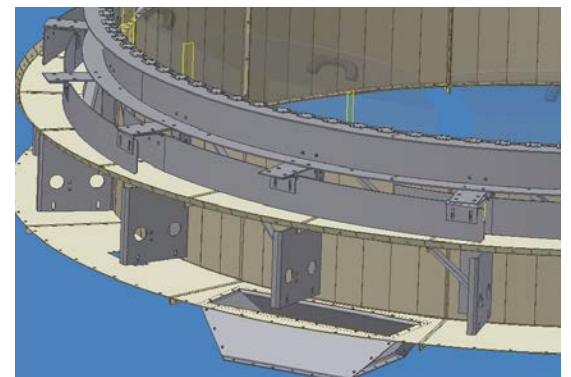


7 UNOBSTRUCTED GRAIN COLUMNS



Fresh air along with electrical conduits and gas piping enter at the bottom of the dryer and not through the grain columns. This promotes even grain flow and efficient drying. Air inlet louvers are adjustable to control the volume of cool air entering the dryer.

8 GENTLE UNLOADING SYSTEM



Brock's innovative and gentle Circular Drag Unloading System (patented) evenly meters and delivers the grain to a discharge point at the perimeter of the dryer.

9 COMMERCIAL PLUMBING



Commercial block and bleed gas train is standard with high & low gas safety pressure switches.

10 QUANTUM® CONTROLLER



Brock's advanced QUANTUM® Dryer Controller comes standard and automatically regulates the drying process. Web-based monitoring of the QUANTUM Controller is also available.



BROCK® COMMERCIAL TOWER DRYER SPECIFICATIONS

Models	BCT2500	BCT3000	BCT3500	BCT4000	BCT4700	BCT5000	BCT6000	BCT7000	BCT10,000
Height	69' 2"	80' 9"	88' 7"	100' 3"	111' 10"	105' 10"	113' 7"	121' 4"	130' 6"
Diameter	18' 0"	18' 0"	18' 0"	18' 0"	18' 0"	24' 0"	24' 0"	24' 0"	30' 0"
Grain Column Widths	12.75" & 10.75"								
DWDI Blower (Qty - Horsepower)	2 - 50 hp	2 - 60 hp	2 - 75 hp	2 - 100 hp	2 - 125 hp	2 - 100 hp	2 - 125 hp	2 - 150 hp	4 - 100 hp
Heat Holding Capacity (Bu)	1,227	1,876	2,200	2,525	2,875	3,690	4,129	4,367	5,994
Cool Holding Capacity (Bu)	526	701	701	876	1,052	1,187	1,187	1,424	1,855
Total Grain Holding Capacity (Bu)	2,716	3,540	3,864	4,364	4,890	6,728	7,167	7,642	10,727
Drying Airflow (CFM)	122,740	152,576	174,274	201,772	221,504	269,750	306,482	344,376	457,952
Max Burner Capacity (1,000 BTU/HR)	27,002	32,956	37,643	43,583	47,845	58,266	66,200	74,385	100,749
Typical Burner Capacity (1,000 BTU/HR)	13,320	17,700	20,900	24,000	26,000	30,300	36,300	40,100	57,427
Unload Motor (Qty - Horsepower)	1 - 7.5 hp	1 - 7.5 hp	1 - 7.5 hp	1 - 7.5 hp	1 - 7.5 hp	2 - 7.5 hp	2 - 7.5 hp	2 - 7.5 hp	2 - 7.5 hp
Drying Capacity* - Wet Bushels Per Hour									
Corn 20% to 15%	2,500	3,000	3,500	4,000	4,700	5,000	6,000	7,000	10,000
Corn 25% to 15%	1,500	1,800	2,100	2,400	2,800	3,000	3,600	4,200	6,000

*Drying capacity will vary depending on outside temperature, humidity, crop variety, foreign matter, test weight, etc.

INNOVATIVE SOLUTIONS FOR COMMERCIAL GRAIN STORAGE, HANDLING, CONDITIONING & DRYING



For commercial grain storage, handling, conditioning and drying, Brock's expanding line of products offers innovative solutions, top-quality performance and the classic product durability closely associated with the BROCK® name. To learn more about Brock's products and how they are Different by Design™, contact us today.



BROCK GRAIN SYSTEMS

A Division of CTB, Inc., A Berkshire Hathaway Company
Frankfort, IN • Milford, IN • Kansas City, MO
Phone: 800.541.7900 or +1 765.654.8517
Internet: www.graindryers.com
E-Mail: dryers@graindryers.com