



COMMERCIAL GRAIN STORAGE BINS





INDUSTRY-LEADING PRODUCTS

Backed by decades of storage design and manufacturing experience, BROCK® Commercial Grain Storage Bins offer commercial users the best built-in value over the life of the product. Brock's industry-leading approach to grain storage products provides:

- **More models and choices** so you can get the bin you need. Single bin capacities range up to 1.34 million bushels (44,500 m³) with Brock's M SERIES™ Bins.
- **More innovative, user-friendly features** to help you maintain and protect your valuable stored grain.
- **Top quality performance**, classic product durability and ease of use closely associated with the BROCK® name. Design *does* matter!
- **Brock's industry-leading five-year warranty** program on commercial grain bins – we believe we have the best warranty in the industry! See Brock's full written warranty for complete warranty details.
- **A growing line** of products designed to help save labor and money.
- **Service ...** from planning to installation ... and beyond.

Brock's team of professionals can also help provide you with innovative grain handling, conditioning and drying solutions. Call us today to learn more.

STORAGE • HANDLING • CONDITIONING • DRYING

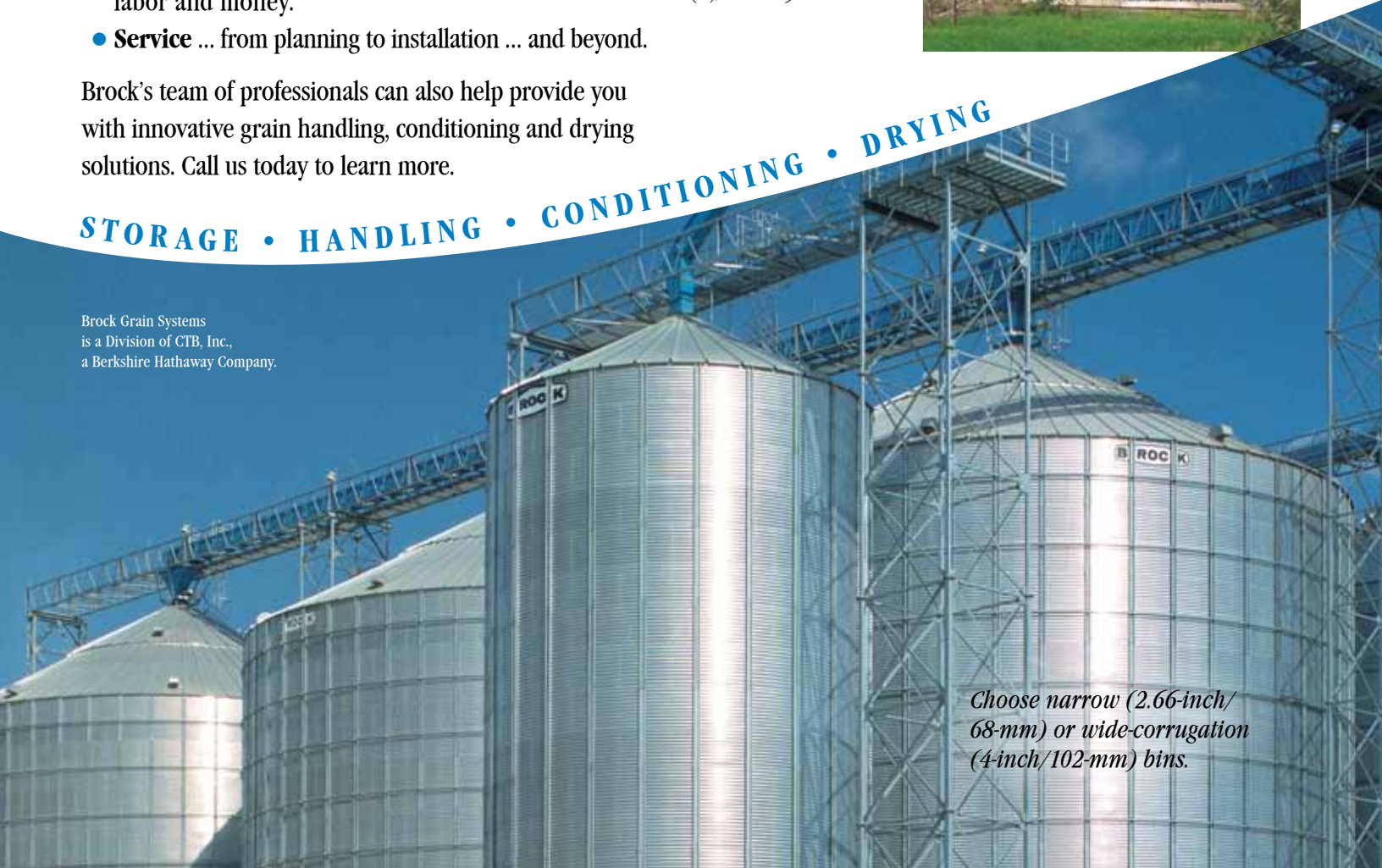


BROCK® Commercial Hopper-Bottom Bins offer you a variety of sizes, features, and capacities to meet your needs. The largest 36-foot (11-meter) diameter bin holds over 58,000 bushels (1,900 m³).



Brock Grain Systems
is a Division of CTB, Inc.,
a Berkshire Hathaway Company.

*Choose narrow (2.66-inch/
68-mm) or wide-corrugation
(4-inch/102-mm) bins.*



Brock's reputation for being **DIFFERENT BY DESIGN™** and our commitment to excellence provide real differences like:

- **Design integrity** from the smallest to the largest bin – over 750 models now available.
- **Foundation drawings**, custom aeration packages and planning assistance.



- **Worldwide reputation** for high quality and reliability.
- **A wide variety** of bin accessories like walk-in and drive-through doors (up to 12x12 feet/3.7x3.7m), sidewall and roof stairs, ladders, floors and roof peak work platforms as well as related grain handling, conditioning and drying systems.



Diameter-Based Roof Options Balance Performance & Price

Roof strength is a critical part of a commercial grain bin. Brock's roof features a unique, industry-leading design of four panels per body sheet to help provide extra load-carrying capacity for commercial uses. To aid you in balancing performance with price, Brock offers diameter-based roof options with peak loads ranging up to a maximum of 25,000 pounds (11,300 kg). These options are engineered to help you cost-effectively choose the right roof strength to meet the demands of your grain handling system.

Maximum Grain-Holding Steel at All Levels for Greater Strength

- Sidewall body sheets are 8- through 20-gauge commercial-grade G-90 galvanized steel with a minimum tensile strength of up to 65,000 psi (448 MPa) and a minimum yield strength of up to 50,000 psi (345 MPa) to protect grain and provide maximum strength at all levels.
- Identification codes on every body sheet provide manufacturing date, part number and steel gauge.
- On taller bins, Brock uses two sidewall panels laminated together for greater strength.



Strong Stiffener Design

Brock's unique all-galvanized steel sidewall stiffener is an industry leader.




Sidewalls are assembled using Brock's high-strength Grade 8.2 bin seal bolts with special JS-500™ coating to provide superior weather-resistance. Optional Brock polypropylene-encapsulated-head bolts provide enhanced corrosion resistance.

Solid Anchoring of Large Bins for Single-Pass Sweep Operation

Unique Brock FULL SWEEP® Bin Anchoring System:

- Is standard on all BROCK® Commercial Grain Bins 72 feet (22 m) in diameter and larger.
- Safely handles normal bin stresses generated during single-pass sweep operation.
- Saves time, reduces labor and eliminates the need for bin entry during the sweep process.
- Firmly reinforces Brock's bottom-tier sidewall body sheet to anchor the bin and to prevent moisture penetration.



Patent Pending

BROCK BIN ROOF PEAK LOADS						
BIN DIAMETER		ALLOWABLE PEAK LOAD ¹		ALLOWABLE PEAK LOAD ²		TEMPERATURE CABLES
FEET	METERS	POUNDS	KILOGRAMS	POUNDS	KILOGRAMS	
48	14.6	10,000	4,500	8,000	3,600	***Yes
54	16.5	10,000	4,500	8,000	3,600	***Yes
60	18.3	13,500	6,100	10,000	4,500	Yes
72	21.9	16,000	7,300	10,000	4,500	Yes
78	23.8	17,500	7,900	10,000	4,500	Yes
90	27.4	20,000	9,100	10,000	4,500	Yes
105	32.0	25,000	11,300	20,000	9,100	Yes

¹ Allowable peak loads with 40 pounds per square foot (195 kilograms per square meter) ground snow load.

² Allowable peak loads with 50 pounds per square foot (244 kilograms per square meter) ground snow load.

*** Some commercial bins 48 and 54 feet (14.6 and 16.5 m) in diameter require a temperature cable package to be added during construction if temperature cables are desired. Brock 60- through 105-foot (18.3-32.0 m) diameter commercial bins are designed to allow for the use of temperature cables in addition to the allowable peak loads posted.



This is a sampling of the many wide-corrugation (4-inch/102-mm) sidewall bin sizes Brock offers. A complete list is available at www.brockgrain.com.

Wide-Corrugation Commercial Grain Bins/Silos							
Diameter (Meters)	Model	Maximum Capacity†				Fill Height	
		Peaked Storage		Eave Height		Fill Height	
		Bushels	M ³	Feet/ Inches	Meters	Feet/ Inches	Meters
15 Ft. (4.6 M)	1533	5,108	170	33'-1"	10.08	37'-0"	11.28
	1537	5,652	188	36'-9"	11.20	40'-8"	12.41
	1540	6,197	206	40'-5"	12.32	44'-5"	13.53
	1544	6,741	224	44'-1"	13.44	48'-0"	14.63
	1548	7,286	242	47'-9"	14.55	51'-8"	15.76
	1551	7,830	260	51'-5"	15.67	55'-5"	16.89
	1555	8,375	278	55'-1"	16.79	59'-0"	17.98
	1559	8,920	297	58'-9"	17.91	62'-8"	19.11
	1833	7,416	247	33'-1"	10.08	37'-11"	11.55
18 Ft. (5.5 M)	1837	8,200	273	36'-9"	11.20	41'-6"	12.65
	1840	8,984	299	40'-5"	12.32	45'-2"	13.78
	1844	9,769	325	44'-1"	13.44	48'-11"	14.90
	1848	10,553	351	47'-9"	14.55	52'-6"	16.00
	1851	11,338	377	51'-5"	15.67	56'-2"	17.13
	1855	12,122	403	55'-1"	16.79	59'-11"	18.26
	1859	12,907	429	58'-9"	17.91	63'-6"	19.35
	1862	13,691	455	62'-5"	19.02	67'-2"	20.48
	1866	14,476	481	66'-1"	20.14	70'-11"	21.61
	1870	15,260	507	69'-9"	21.26	74'-6"	22.71
21 Ft. (6.4 M)	2133	10,174	338	33'-1"	10.08	38'-8"	11.80
	2137	11,242	374	36'-9"	11.20	42'-5"	12.92
	2140	12,310	409	40'-5"	12.32	46'-1"	14.05
	2144	13,378	445	44'-1"	13.44	49'-8"	15.15
	2148	14,446	480	47'-9"	14.55	53'-5"	16.28
	2151	15,515	516	51'-5"	15.67	57'-1"	17.40
	2155	16,583	551	55'-1"	16.79	60'-8"	18.50
	2159	17,651	587	58'-9"	17.91	64'-5"	19.63
	2162	18,719	622	62'-5"	19.02	68'-1"	20.76
	2166	19,787	658	66'-1"	20.14	71'-8"	21.85
	2170	20,855	693	69'-9"	21.26	75'-5"	22.98
	2173	21,923	729	73'-5"	22.38	79'-1"	24.11
	2177	22,991	764	77'-1"	23.50	82'-8"	25.21
	2181	24,060	800	80'-9"	24.61	86'-5"	26.33
	2184	25,129	835	84'-5"	25.79	90'-1"	27.46
	2437	14,788	492	36'-9"	11.20	43'-4"	13.20
	24 Ft. (7.3 M)	2440	16,183	538	40'-5"	12.32	46'-11"
2444		17,579	584	44'-1"	13.44	50'-7"	15.42
2448		18,974	631	47'-9"	14.55	54'-4"	16.55
2451		20,370	677	51'-5"	15.67	57'-11"	17.65
2455		21,765	724	55'-1"	16.79	61'-7"	18.78
2459		23,161	770	58'-9"	17.91	65'-4"	19.90
2462		24,556	816	62'-5"	19.02	68'-11"	21.00
2466		25,952	863	66'-1"	20.14	72'-7"	22.13
2470		27,347	909	69'-9"	21.26	76'-4"	23.26
2473		28,743	956	73'-5"	22.38	79'-11"	24.35
2477		30,138	1,002	77'-1"	23.50	83'-7"	25.48
2481		31,534	1,048	80'-9"	24.61	87'-4"	26.61
2484		32,929	1,095	84'-5"	25.73	90'-11"	27.71
27 Ft. (8.2 M)	2488	34,325	1,141	88'-1"	26.85	94'-7"	28.83
	2740	20,614	685	40'-5"	12.32	47'-10"	14.57
	2744	22,380	744	44'-1"	13.44	51'-6"	15.70
	2748	24,147	803	47'-9"	14.55	55'-1"	16.79
	2751	25,913	861	51'-5"	15.67	58'-10"	17.92
	2755	27,680	920	55'-1"	16.79	62'-6"	19.05
	2759	29,446	979	58'-9"	17.91	66'-1"	20.15
	2762	31,213	1,038	62'-5"	19.02	69'-10"	21.28
	2766	32,979	1,096	66'-1"	20.14	73'-6"	22.40
	2770	34,746	1,155	69'-9"	21.26	77'-1"	23.50
	2773	36,512	1,214	73'-5"	22.38	80'-10"	24.63

Wide-Corrugation Commercial Grain Bins/Silos								
Diameter (Meters)	Model	Maximum Capacity†				Fill Height		
		Peaked Storage		Eave Height		Fill Height		
		Bushels	M ³	Feet/ Inches	Meters	Feet/ Inches	Meters	
27 Ft. (8.2 M)	2777	38,279	1,273	77'-1"	23.50	84'-6"	25.76	
	2781	40,045	1,331	80'-9"	24.61	88'-1"	26.85	
	2784	41,812	1,390	84'-5"	25.73	91'-10"	27.98	
30 Ft. (9.1 M)	2788	43,578	1,449	88'-1"	26.85	95'-6"	29.11	
	3040	25,610	851	40'-5"	12.32	48'-8"	14.84	
	3044	27,792	924	44'-1"	13.44	52'-4"	15.94	
	3048	29,973	996	47'-9"	14.55	56'-0"	17.07	
	3051	32,154	1,069	51'-5"	15.67	59'-8"	18.20	
	3055	34,335	1,141	55'-1"	16.79	63'-4"	19.29	
	3059	36,517	1,214	58'-9"	17.91	67'-0"	20.42	
	3062	38,698	1,287	62'-5"	19.02	70'-8"	21.55	
	3066	40,879	1,359	66'-1"	20.14	74'-4"	22.65	
	3070	43,060	1,432	69'-9"	21.26	78'-0"	23.77	
	3073	45,241	1,504	73'-5"	22.38	81'-8"	24.90	
	3077	47,423	1,577	77'-1"	23.50	85'-4"	26.00	
	3081	49,604	1,649	80'-9"	24.61	89'-0"	27.13	
	3084	51,785	1,722	84'-5"	25.73	92'-8"	28.25	
	3088	53,966	1,794	88'-1"	26.85	96'-4"	29.35	
	33 Ft. (10.1 M)	3340	31,183	1,037	40'-5"	12.32	49'-6"	15.09
		3344	33,823	1,124	44'-1"	13.44	53'-2"	16.22
3348		36,462	1,212	47'-9"	14.55	56'-11"	17.34	
3351		39,102	1,300	51'-5"	15.67	60'-6"	18.44	
3355		41,742	1,388	55'-1"	16.79	64'-2"	19.57	
3359		44,381	1,475	58'-9"	17.91	67'-11"	20.70	
3362		47,021	1,563	62'-5"	19.02	71'-6"	21.79	
3366		49,660	1,651	66'-1"	20.14	75'-2"	22.92	
3370		52,300	1,739	69'-9"	21.26	78'-11"	24.05	
3373		54,940	1,827	73'-5"	22.38	82'-6"	25.15	
3377		57,579	1,914	77'-1"	23.50	86'-2"	26.27	
3381		60,219	2,002	80'-9"	24.61	89'-11"	27.40	
3384		62,859	2,090	84'-5"	25.73	93'-6"	28.50	
3388		65,498	2,178	88'-1"	26.85	97'-2"	29.63	
3640		37,341	1,241	40'-5"	12.32	50'-5"	15.36	
36 Ft. (11.0 M)		3644	40,483	1,346	44'-1"	13.44	54'-0"	16.46
		3648	43,625	1,450	47'-9"	14.55	57'-8"	17.59
	3651	46,766	1,555	51'-5"	15.67	61'-5"	18.71	
	3655	49,908	1,659	55'-1"	16.79	65'-0"	19.81	
	3659	53,050	1,764	58'-9"	17.91	68'-8"	20.94	
	3662	56,191	1,868	62'-5"	19.02	72'-5"	22.07	
	3666	59,333	1,973	66'-1"	20.14	76'-0"	23.16	
	3670	62,475	2,077	69'-9"	21.26	79'-8"	24.29	
	3673	65,617	2,181	73'-5"	22.38	83'-5"	25.42	
	3677	68,758	2,286	77'-1"	23.50	87'-0"	26.52	
	3681	71,900	2,390	80'-9"	24.61	90'-8"	27.65	
	3684	75,042	2,495	84'-5"	25.73	94'-5"	28.77	
	3688	78,183	2,599	88'-1"	26.85	98'-0"	29.87	
	4240	51,451	1,711	40'-5"	12.32	52'-2"	15.91	
	42 Ft. (12.8 M)	4244	55,728	1,853	44'-1"	13.44	55'-10"	17.01
		4248	60,005	1,995	47'-9"	14.55	59'-6"	18.14
		4251	64,282	2,137	51'-5"	15.67	63'-2"	19.26
4255		68,559	2,279	55'-1"	16.79	66'-10"	20.36	
4259		72,836	2,421	58'-9"	17.91	70'-6"	21.49	
4262		77,113	2,564	62'-5"	19.02	74'-2"	22.62	
4266		81,390	2,706	66'-1"	20.14	77'-10"	23.71	
4270		85,667	2,848	69'-9"	21.26	81'-6"	24.84	
4273		89,944	2,990	73'-5"	22.38	85'-2"	25.97	
4277		94,221	3,132	77'-1"	23.50	88'-10"	27.07	
4281		98,498	3,275	80'-9"	24.61	92'-6"	28.19	
4284		102,775	3,417	84'-5"	25.73	96'-2"	29.32	

COMMERCIAL STORAGE BINS

Wide-Corrugation Commercial Grain Bins/Silos								
Diameter (Meters)	Model	Maximum Capacity†						
		Peaked Storage		Eave Height		Fill Height		
		Bushels	M ³	Feet/ Inches	Meters	Feet/ Inches	Meters	
48 Ft. (14.6 M)	4840*	68,016	2,261	40'-5"	12.32	52'-10"	16.09	
	4844*	73,603	2,447	44'-1"	13.44	56'-6"	17.22	
	4848*	79,190	2,633	47'-9"	14.55	60'-1"	18.32	
	4851*	84,777	2,818	51'-5"	15.67	63'-10"	19.45	
	4855*	90,364	3,004	55'-1"	16.79	67'-6"	20.57	
	4859*	95,951	3,190	58'-9"	17.91	71'-1"	21.67	
	4862*	101,538	3,376	62'-5"	19.02	74'-10"	22.80	
	4866*	107,125	3,561	66'-1"	20.14	78'-6"	23.93	
	4870*	112,712	3,747	69'-9"	21.26	82'-1"	25.02	
	4873*	118,299	3,933	73'-5"	22.38	85'-10"	26.15	
	4877*	123,886	4,119	77'-1"	23.50	89'-6"	27.28	
	4881*	129,473	4,304	80'-9"	24.61	93'-1"	28.38	
	4884*	135,060	4,490	84'-5"	25.73	96'-10"	29.50	
	4888*	140,647	4,676	88'-1"	26.85	100'-6"	30.63	
	5440*	87,109	2,896	40'-5"	12.32	54'-6"	16.61	
	54 Ft. (16.5 M)	5444*	94,180	3,131	44'-1"	13.44	58'-2"	17.74
5448*		101,252	3,366	47'-9"	14.55	61'-10"	18.84	
5451*		108,323	3,601	51'-5"	15.67	65'-6"	19.96	
5455*		115,395	3,836	55'-1"	16.79	69'-2"	21.09	
5459*		122,466	4,071	58'-9"	17.91	72'-10"	22.19	
5462*		129,538	4,307	62'-5"	19.02	76'-6"	23.32	
5466*		136,609	4,542	66'-1"	20.14	80'-2"	24.44	
5470*		143,681	4,777	69'-9"	21.26	83'-10"	25.54	
5473*		150,752	5,012	73'-5"	22.38	87'-6"	26.67	
5477*		157,824	5,247	77'-1"	23.50	91'-2"	27.80	
5481*		164,895	5,482	80'-9"	24.61	94'-10"	28.90	
5484*		171,967	5,717	84'-5"	25.73	98'-6"	30.02	
5488*		179,038	5,952	88'-1"	26.85	102'-2"	31.15	
5492*		186,110	6,187	91'-9"	27.97	105'-10"	32.25	
60 Ft. (18.3 M)		6040	108,810	3,617	40'-5"	12.32	55'-11"	17.04
		6044	117,541	3,908	44'-1"	13.44	59'-7"	18.17
	6048	126,272	4,198	47'-9"	14.55	63'-2"	19.26	
	6051	135,003	4,488	51'-5"	15.67	66'-11"	20.39	
	6055	143,734	4,779	55'-1"	16.79	70'-7"	21.52	
	6059	152,465	5,069	58'-9"	17.91	74'-2"	22.62	
	6062	161,196	5,359	62'-5"	19.02	77'-11"	23.74	
	6066	169,927	5,649	66'-1"	20.14	81'-7"	24.87	
	6070	178,658	5,940	69'-9"	21.26	85'-2"	25.97	
	6073	187,389	6,230	73'-5"	22.38	88'-11"	27.10	
	6077	196,120	6,520	77'-1"	23.50	92'-7"	28.22	
	6081	204,851	6,810	80'-9"	24.61	96'-2"	29.32	
	6084	213,582	7,101	84'-5"	25.73	99'-11"	30.45	
	6088	222,313	7,391	88'-1"	26.85	103'-7"	31.58	
	6092	231,044	7,681	91'-9"	27.97	107'-2"	32.67	
	72 Ft. (22.0 M)	7240	160,334	5,330	40'-5"	12.32	59'-4"	18.07
7244		172,908	5,748	44'-1"	13.44	63'-0"	19.20	
7248		185,482	6,166	47'-9"	14.55	66'-8"	20.33	
7251		198,056	6,584	51'-5"	15.67	70'-4"	21.43	
7255		210,630	7,003	55'-1"	16.79	74'-0"	22.56	
7259		223,205	7,421	58'-9"	17.91	77'-8"	23.68	
7262		235,779	7,839	62'-5"	19.02	81'-4"	24.78	
7266		248,353	8,257	66'-1"	20.14	85'-0"	25.91	
7270		260,927	8,675	69'-9"	21.26	88'-8"	27.04	
7273		273,501	9,093	73'-5"	22.38	92'-4"	28.13	
7277		286,075	9,511	77'-1"	23.50	96'-0"	29.26	
7281		298,650	9,929	80'-9"	24.61	99'-8"	30.39	
7284		311,224	10,347	84'-5"	25.73	103'-4"	31.49	
7288		323,798	10,765	88'-1"	26.85	107'-0"	32.61	

Wide-Corrugation Commercial Grain Bins/Silos								
Diameter (Meters)	Model	Maximum Capacity†						
		Peaked Storage		Eave Height		Fill Height		
		Bushels	M ³	Feet/ Inches	Meters	Feet/ Inches	Meters	
75 Ft. (22.9 M)	7540	174,962	5,817	40'-5"	12.32	59'-8"	18.20	
	7544	188,606	6,270	44'-1"	13.44	63'-5"	19.32	
	7548	202,250	6,724	47'-9"	14.55	67'-1"	20.45	
	7551	215,894	7,178	51'-5"	15.67	70'-8"	21.55	
	7555	229,538	7,631	55'-1"	16.79	74'-5"	22.68	
	7559	243,183	8,085	58'-9"	17.91	78'-1"	23.80	
	7562	256,827	8,538	62'-5"	19.02	81'-8"	24.90	
	7566	270,471	8,992	66'-1"	20.14	85'-5"	26.03	
	7570	284,115	9,446	69'-9"	21.26	89'-1"	27.16	
	7573	297,759	9,899	73'-5"	22.38	92'-8"	28.25	
	7577	311,404	10,353	77'-1"	23.50	96'-5"	29.38	
	7581	325,048	10,806	80'-9"	24.61	100'-1"	30.51	
	7584	338,692	11,260	84'-5"	25.73	103'-8"	31.61	
	7588	352,336	11,714	88'-1"	26.85	107'-5"	32.74	
	7840	190,307	6,327	40'-5"	12.32	60'-7"	18.47	
	78 Ft. (23.8 M)	7844	205,065	6,818	44'-1"	13.44	64'-4"	19.60
7848		219,823	7,308	47'-9"	14.55	67'-11"	20.70	
7851		234,581	7,799	51'-5"	15.67	71'-7"	21.82	
7855		249,339	8,289	55'-1"	16.79	75'-4"	22.95	
7859		264,097	8,780	58'-9"	17.91	78'-11"	24.05	
7862		278,855	9,271	62'-5"	19.02	82'-7"	25.18	
7866		293,613	9,761	66'-1"	20.14	86'-4"	26.30	
7870		308,370	10,252	69'-9"	21.26	89'-11"	27.40	
7873		323,128	10,743	73'-5"	22.38	93'-7"	28.53	
7877		337,886	11,233	77'-1"	23.50	97'-4"	29.66	
7881		352,644	11,724	80'-9"	24.61	100'-11"	30.75	
7884		367,402	12,214	84'-5"	25.73	104'-7"	31.88	
7888		382,160	12,705	88'-1"	26.85	108'-4"	33.01	
9040		259,056	8,612	40'-5"	12.32	64'-0"	19.51	
90 Ft. (27.4 M)		9044	278,706	9,266	44'-1"	13.44	67'-8"	20.63
		9048	298,355	9,919	47'-9"	14.55	71'-5"	21.76
	9051	318,005	10,572	51'-5"	15.67	75'-0"	22.86	
	9055	337,654	11,226	55'-1"	16.79	78'-8"	23.99	
	9059	357,304	11,879	58'-9"	17.91	82'-5"	25.12	
	9062	376,954	12,532	62'-5"	19.02	86'-0"	26.21	
	9066	396,603	13,185	66'-1"	20.14	89'-8"	27.34	
	9070	416,253	13,839	69'-9"	21.26	93'-5"	28.47	
	9073	435,903	14,492	73'-5"	22.38	97'-0"	29.57	
	9077	455,552	15,145	77'-1"	23.50	100'-8"	30.69	
	9081	475,202	15,798	80'-9"	24.61	104'-5"	31.82	
	9084	494,851	16,452	84'-5"	25.73	108'-0"	32.92	
	9088	514,501	17,105	88'-1"	26.85	111'-8"	34.05	
	10540	362,275	12,044	40'-5"	12.32	68'-5"	20.85	
	105 Ft. (32.0 M)	10544	389,022	12,933	44'-1"	13.44	72'-0"	21.95
		10548	415,769	13,822	47'-9"	14.55	75'-8"	23.07
10551		442,516	14,712	51'-5"	15.67	79'-5"	24.20	
10555		469,264	15,601	55'-1"	16.79	83'-0"	25.30	
10559		496,011	16,490	58'-9"	17.91	86'-8"	26.43	
10562		522,758	17,379	62'-5"	19.02	90'-5"	27.55	
10566		549,505	18,269	66'-1"	20.14	94'-0"	28.65	
10570		576,253	19,158	69'-9"	21.26	97'-8"	29.78	
10573		603,000	20,047	73'-5"	22.38	101'-5"	30.91	
10577		629,747	20,936	77'-1"	23.50	105'-0"	32.00	
10581		656,494	21,826	80'-9"	24.61	108'-8"	33.13	
10584		683,242	22,715	84'-5"	25.73	112'-5"	34.26	

Because you will customize your grain storage system to your unique needs, not all potentially dangerous or harmful situations can be identified by Brock Grain Systems at the time the bin components and accessories are manufactured. Therefore, it is essential that you think safety first and pay close attention to all possible hazards within your storage systems.

* Some commercial bins 48 and 54 feet (14.6 and 16.5 m) in diameter require a temperature cable package to be added during construction if temperature cables are desired.

† Maximum Capacity for a bin allows for grain to be at the normal (28-degree) angle of repose, starting one inch (25 mm) below the eave. The grain capacities listed are based on ASAE Standard: ASAE S413, with a compaction factor of 6%. Bins are designed to meet code requirements for 90 mph (145 km/h) wind zones and seismic zone I. Standard roof peak capacities vary from 2,500 to 25,000 pounds (1,100 to 11,300 kg) depending on bin diameter. In the pursuit of LEADERSHIP THROUGH INNOVATION®, we reserve the right to change specifications without prior notice.



This is a sampling of the many narrow-corrugation (2.66-inch/68-mm) sidewall bin sizes Brock offers. A complete list is available at www.brockgrain.com.

Narrow-Corrugation Commercial Grain Bins/Silos								
Diameter (Meters)	Model	Maximum Capacity†				Fill Height		
		Peaked Storage		Eave Height		Fill Height		
		Bushels	M³	Feet/Inches	Meters	Feet/Inches	Meters	
15 Ft. (4.6 M)	85-01508	3376	112	21'-6"	6.54	25'-5"	7.74	
	85-01510	4167	138	26'-10"	8.17	30'-8"	9.36	
	85-01512	4959	165	32'-2"	9.80	36'-0"	10.97	
	85-01514	5751	191	37'-6"	11.43	41'-5"	12.62	
	85-01516	6543	217	42'-10"	13.05	46'-8"	14.23	
	85-01518	7334	244	48'-2"	14.68	52'-0"	15.85	
	85-01520	8126	270	53'-6"	16.31	57'-5"	17.50	
	85-01522	8918	296	58'-10"	17.94	62'-8"	19.11	
18 Ft. (5.5 M)	85-01808	4918	163	21'-6"	6.54	26'-2"	7.99	
	85-01810	6058	201	26'-10"	8.17	31'-6"	9.60	
	85-01812	7200	239	32'-2"	9.80	36'-11"	11.25	
	85-01814	8341	277	37'-6"	11.43	42'-2"	12.86	
	85-01816	9481	315	42'-10"	13.05	47'-6"	14.48	
	85-01818	10622	353	48'-2"	14.68	52'-11"	16.12	
	85-01820	11763	391	53'-6"	16.31	58'-2"	17.74	
	85-01822	12904	429	58'-10"	17.94	63'-6"	19.35	
	85-01824	14044	467	64'-2"	19.57	68'-11"	21.00	
	85-01826	15185	505	69'-6"	21.20	74'-2"	22.62	
21 Ft. (6.4 M)	85-02110	8327	277	26'-10"	8.18	32'-5"	9.88	
	85-02112	9881	328	32'-2"	9.80	37'-8"	11.49	
	85-02114	11434	380	37'-6"	11.43	43'-1"	13.14	
	85-02116	12988	432	42'-10"	13.05	48'-5"	14.75	
	85-02118	14541	483	48'-2"	14.68	53'-8"	16.37	
	85-02120	16093	535	53'-6"	16.31	59'-1"	18.01	
	85-02122	17647	587	58'-10"	17.93	64'-5"	19.63	
	85-02124	19200	638	64'-2"	19.55	69'-8"	21.24	
	85-02126	20754	690	69'-6"	21.17	75'-1"	22.89	
	85-02128	22306	742	74'-10"	22.79	80'-5"	24.51	
	85-02130	23860	793	80'-2"	24.41	85'-8"	26.12	
	85-02131	24637	819	82'-10"	25.22	88'-5"	26.94	
	24 Ft. (7.3 M)	85-02410	10980	365	26'-10"	8.18	33'-4"	10.15
		85-02413	14024	466	34'-10"	10.62	41'-4"	12.59
85-02416		17069	567	42'-10"	13.05	49'-4"	15.03	
85-02418		19097	635	48'-2"	14.68	54'-7"	16.64	
85-02420		21126	702	53'-6"	16.31	59'-11"	18.26	
85-02422		23156	770	58'-10"	17.93	65'-4"	19.90	
85-02424		25185	837	64'-2"	19.56	70'-7"	21.52	
85-02426		27215	905	69'-6"	21.18	75'-11"	23.13	
85-02428		29244	972	74'-10"	22.81	81'-4"	24.78	
85-02430		31274	1040	80'-2"	24.43	86'-7"	26.40	
85-02432		33303	1107	85'-6"	26.05	91'-11"	28.01	
85-02434		35332	1175	90'-10"	27.67	97'-4"	29.66	
85-02435		36347	1209	93'-6"	28.50	99'-11"	30.45	
27 Ft. (8.2 M)		85-02708	11457	381	21'-6"	6.55	28'-10"	8.78
		85-02710	14025	466	26'-10"	8.18	34'-1"	10.39
		85-02713	17880	594	34'-10"	10.62	42'-1"	12.83
	85-02716	21733	722	42'-10"	13.05	50'-1"	15.27	
	85-02718	24301	808	48'-2"	14.68	55'-6"	16.92	
	85-02720	26870	893	53'-6"	16.31	60'-10"	18.53	
	85-02722	29439	979	58'-10"	17.93	66'-1"	20.15	
	85-02724	32008	1064	64'-2"	19.56	71'-6"	21.79	
	85-02728	37146	1235	74'-10"	22.81	82'-1"	25.02	
	85-02730	39716	1320	80'-2"	24.43	87'-6"	26.67	
	85-02732	42285	1406	85'-6"	26.06	92'-10"	28.29	
	85-02734	44854	1491	90'-10"	27.69	98'-1"	29.90	
	85-02736	47423	1577	96'-2"	29.32	103'-6"	31.55	

Narrow-Corrugation Commercial Grain Bins/Silos							
Diameter (Meters)	Model	Maximum Capacity†				Fill Height	
		Peaked Storage		Eave Height		Fill Height	
		Bushels	M³	Feet/Inches	Meters	Feet/Inches	Meters
30 Ft. (9.1 M)	85-03008	14304	475	21'-6"	6.55	29'-8"	9.05
	85-03010	17476	581	26'-10"	8.18	35'-0"	10.67
	85-03014	23821	792	37'-6"	11.43	45'-8"	13.93
	85-03016	26993	897	42'-10"	13.05	51'-0"	15.54
	85-03018	30165	1003	48'-2"	14.68	56'-4"	17.17
	85-03020	33337	1108	53'-6"	16.31	61'-8"	18.81
	85-03022	36509	1214	58'-10"	17.93	67'-0"	20.42
	85-03024	39682	1319	64'-2"	19.56	72'-4"	22.04
	85-03026	42854	1425	69'-6"	21.18	77'-8"	23.68
	85-03028	46026	1530	74'-10"	22.81	83'-0"	25.30
	85-03030	49198	1636	80'-2"	24.43	88'-4"	26.92
	85-03032	52370	1741	85'-6"	26.05	93'-8"	28.56
	85-03034	55542	1846	90'-10"	27.67	99'-0"	30.18
	85-03035	57128	1899	93'-6"	28.48	101'-8"	31.00
	85-03036	58714	1952	96'-2"	29.29	104'-4"	31.79
	33 Ft. (10.1 M)	85-03308	17500	582	21'-6"	6.55	30'-6"
85-03310		21339	709	26'-10"	8.18	35'-11"	10.94
85-03314		29017	965	37'-6"	11.43	46'-6"	14.17
85-03316		32856	1092	42'-10"	13.05	51'-11"	15.82
85-03318		36695	1220	48'-2"	14.68	57'-2"	17.43
85-03320		40534	1347	53'-6"	16.31	62'-6"	19.05
85-03322		44373	1475	58'-10"	17.93	67'-11"	20.70
85-03324		48211	1603	64'-2"	19.56	73'-2"	22.31
85-03326		52050	1730	69'-6"	21.18	78'-6"	23.93
85-03328		55889	1858	74'-10"	22.81	83'-11"	25.57
85-03330		59727	1986	80'-2"	24.43	89'-2"	27.19
85-03332		63567	2113	85'-6"	26.05	94'-6"	28.80
85-03334		67406	2241	90'-10"	27.67	99'-11"	30.45
85-03335		69324	2305	93'-6"	28.48	102'-6"	31.24
85-03336		71244	2368	96'-2"	29.29	105'-2"	32.06
36 Ft. (11.0 M)		85-03608	21055	700	21'-6"	6.56	31'-5"
	85-03610	25624	852	26'-10"	8.18	36'-8"	11.19
	85-03614	34763	1156	37'-6"	11.43	47'-5"	14.45
	85-03616	39332	1308	42'-10"	13.05	52'-8"	16.06
	85-03618	43900	1459	48'-2"	14.68	58'-0"	17.68
	85-03620	48470	1611	53'-6"	16.31	63'-5"	19.32
	85-03622	53040	1763	58'-10"	17.93	68'-8"	20.94
	85-03624	57608	1915	64'-2"	19.56	74'-0"	22.56
	85-03626	62177	2067	69'-6"	21.18	79'-5"	24.20
	85-03628	66747	2219	74'-10"	22.81	84'-8"	25.82
	85-03630	71316	2371	80'-2"	24.43	90'-0"	27.43
	85-03632	75885	2523	85'-6"	26.05	95'-5"	29.08
	85-03634	80454	2675	90'-10"	27.67	100'-8"	30.69
	85-03635	82739	2751	93'-6"	28.48	103'-5"	31.52
	85-03636	85023	2827	96'-2"	29.29	106'-0"	32.31
	42 Ft. (12.8 M)	85-04208	29281	973	21'-6"	6.56	33'-2"
85-04210		35501	1180	26'-10"	8.18	38'-6"	11.73
85-04214		47941	1594	37'-6"	11.43	49'-2"	15.00
85-04216		54162	1801	42'-10"	13.05	54'-6"	16.61
85-04218		60382	2007	48'-2"	14.68	59'-10"	18.23
85-04220		66602	2214	53'-6"	16.31	65'-2"	19.87
85-04222		72822	2421	58'-10"	17.93	70'-6"	21.49
85-04224		79043	2628	64'-2"	19.56	75'-10"	23.10
85-04228		91484	3041	74'-10"	22.81	86'-6"	26.37
85-04230		97704	3248	80'-2"	24.43	91'-10"	27.98
85-04232		103924	3455	85'-6"	26.05	97'-2"	29.63
85-04234		110144	3662	90'-10"	27.67	102'-6"	31.24
85-04235		113254	3765	93'-6"	28.48	105'-2"	32.06

COMMERCIAL STORAGE BINS

Narrow-Corrugation Commercial Grain Bins/Silos							
Diameter (Meters)	Model	Maximum Capacity†					
		Peaked Storage		Eave Height		Fill Height	
		Bushels	M ³	Feet/ Inches	Meters	Feet/ Inches	Meters
48 Ft. (14.6 M)	85-04808*	39055	1298	21'-6"	6.55	33'-10"	10.30
	85-04810*	47180	1568	26'-10"	8.18	39'-1"	11.92
	85-04814*	63432	2109	37'-6"	11.43	49'-10"	15.18
	85-04816*	71557	2379	42'-10"	13.05	55'-1"	16.79
	85-04818*	79683	2649	48'-2"	14.68	60'-6"	18.44
	85-04820*	87808	2919	53'-6"	16.31	65'-10"	20.06
	85-04822*	95934	3189	58'-10"	17.93	71'-1"	21.67
	85-04824*	104060	3459	64'-2"	19.56	76'-6"	23.32
	85-04828*	120312	4000	74'-10"	22.81	87'-1"	26.55
	85-04830*	128438	4270	80'-2"	24.43	92'-6"	28.19
	85-04832*	136562	4540	85'-6"	26.05	97'-10"	29.81
	85-04834*	144688	4810	90'-10"	27.67	103'-1"	31.42
	85-04835*	148751	4945	93'-6"	28.48	105'-10"	32.25
54 Ft. (16.5 M)	85-05408*	50452	1677	21'-6"	6.55	35'-6"	10.82
	85-05410*	60737	2019	26'-10"	8.18	40'-10"	12.44
	85-05414*	81307	2703	37'-6"	11.43	51'-6"	15.70
	85-05416*	91591	3045	42'-10"	13.05	56'-10"	17.31
	85-05418*	101876	3387	48'-2"	14.68	62'-2"	18.96
	85-05420*	112160	3729	53'-6"	16.31	67'-6"	20.57
	85-05422*	122445	4071	58'-10"	17.93	72'-10"	22.19
	85-05424*	132731	4413	64'-2"	19.56	78'-2"	23.84
	85-05428*	153301	5096	74'-10"	22.81	88'-10"	27.07
	85-05430*	163585	5438	80'-2"	24.43	94'-2"	28.71
	85-05432*	173870	5780	85'-6"	26.05	99'-6"	30.33
	85-05434*	184154	6122	90'-10"	27.67	104'-10"	31.94
	85-05436*	194439	6464	96'-2"	29.29	110'-2"	33.59
85-05437*	199582	6635	98'-10"	30.10	112'-10"	34.38	
60 Ft. (18.3 M)	85-06008	63552	2113	21'-6"	6.55	36'-11"	11.25
	85-06010	76249	2535	26'-10"	8.18	42'-2"	12.86
	85-06014	101647	3379	37'-6"	11.43	52'-11"	16.12
	85-06016	114346	3801	42'-10"	13.05	58'-2"	17.74
	85-06020	127044	4223	48'-2"	14.68	63'-7"	19.39
	85-06020	139742	4646	53'-6"	16.31	68'-11"	21.00
	85-06022	152441	5068	58'-10"	17.93	74'-2"	22.62
	85-06024	165139	5490	64'-2"	19.56	79'-7"	24.26
	85-06028	190537	6334	74'-10"	22.81	90'-2"	27.49
	85-06030	203235	6756	80'-2"	24.43	95'-7"	29.14
	85-06032	215933	7179	85'-6"	26.05	100'-11"	30.75
	85-06034	228632	7601	90'-10"	27.67	106'-2"	32.37
	85-06036	241331	8023	96'-2"	29.29	111'-7"	34.02
85-06037	247680	8234	98'-10"	30.10	114'-2"	34.81	
72 Ft. (22.0 M)	85-07208	95154	3163	21'-6"	6.55	40'-4"	12.28
	85-07210	113442	3771	26'-10"	8.18	45'-8"	13.93
	85-07214	150019	4987	37'-6"	11.43	56'-4"	17.16
	85-07216	168307	5595	42'-10"	13.05	61'-8"	18.81
	85-07218	186595	6203	48'-2"	14.68	67'-0"	20.42
	85-07220	204885	6811	53'-6"	16.31	72'-4"	22.04
	85-07222	223172	7419	58'-10"	17.93	77'-8"	23.68
	85-07224	241460	8027	64'-2"	19.56	83'-0"	25.30
	85-07228	278037	9243	74'-10"	22.81	93'-8"	28.56
	85-07230	296326	9851	80'-2"	24.43	99'-0"	30.18
	85-07232	314615	10459	85'-6"	26.05	104'-4"	31.79
	85-07234	332903	11067	90'-10"	27.67	109'-8"	33.44
	85-07236	351191	11675	96'-2"	29.29	115'-0"	35.05
85-07237	360336	11979	98'-10"	30.10	117'-8"	35.87	

Because you will customize your grain storage system to your unique needs, not all potentially dangerous or harmful situations can be identified by Brock Grain Systems at the time the bin components and accessories are manufactured. Therefore, it is essential that you think safety first and pay close attention to all possible hazards within your storage systems.

* Some commercial bins 48 and 54 feet (14.6 and 16.5 m) in diameter require a temperature cable package to be added during construction if temperature cables are desired.

Narrow-Corrugation Commercial Grain Bins/Silos							
Diameter (Meters)	Model	Maximum Capacity†					
		Peaked Storage		Eave Height		Fill Height	
		Bushels	M ³	Feet/ Inches	Meters	Feet/ Inches	Meters
75 Ft. (22.9 M)	85-07508	104233	3465	21'-6"	6.55	40'-8"	12.41
	85-07510	124079	4125	26'-10"	8.18	46'-1"	14.05
	85-07514	163768	5444	37'-6"	11.43	56'-8"	17.28
	85-07516	183613	6104	42'-10"	13.05	62'-1"	18.93
	85-07518	203458	6764	48'-2"	14.68	67'-5"	20.54
	85-07520	223302	7424	53'-6"	16.31	72'-8"	22.16
	85-07522	243146	8083	58'-10"	17.93	78'-1"	23.80
	85-07524	262992	8743	64'-2"	19.56	83'-5"	25.42
	85-07528	302681	10062	74'-10"	22.81	94'-1"	28.68
	85-07530	322527	10722	80'-2"	24.43	99'-5"	30.30
	85-07532	342371	11382	85'-6"	26.05	104'-8"	31.91
	85-07534	362216	12042	90'-10"	27.67	110'-1"	33.56
	85-07536	382061	12701	96'-2"	29.29	115'-5"	35.17
78 Ft. (23.8 M)	85-07808	113807	3783	21'-6"	6.55	41'-7"	12.68
	85-07810	135271	4497	26'-10"	8.18	46'-11"	14.30
	85-07814	178201	5924	37'-6"	11.43	57'-7"	17.56
	85-07816	199665	6638	42'-10"	13.05	62'-11"	19.17
	85-07818	221130	7351	48'-2"	14.68	68'-4"	20.82
	85-07820	242595	8065	53'-6"	16.31	73'-7"	22.43
	85-07822	264060	8778	58'-10"	17.93	78'-3"	24.05
	85-07824	285524	9492	64'-2"	19.56	84'-4"	25.69
	85-07828	328453	10919	74'-10"	22.81	94'-11"	28.93
	85-07830	349918	11633	80'-2"	24.43	100'-4"	30.57
	85-07832	371383	12346	85'-6"	26.05	105'-7"	32.19
	85-07834	392848	13060	90'-10"	27.67	110'-11"	33.80
	85-07836	414312	13774	96'-2"	29.29	116'-4"	35.45
90 Ft. (27.4 M)	85-09008	157200	5226	21'-6"	6.55	45'-0"	13.72
	85-09010	185779	6176	26'-10"	8.18	50'-5"	15.36
	85-09014	242939	8076	37'-6"	11.43	61'-0"	18.59
	85-09016	271518	9026	42'-10"	13.05	66'-5"	20.24
	85-09018	300098	9977	48'-2"	14.68	71'-8"	21.85
	85-09020	328678	10927	53'-6"	16.31	77'-0"	23.47
	85-09022	357257	11877	58'-10"	17.93	82'-5"	25.12
	85-09024	385836	12827	64'-2"	19.56	87'-8"	26.73
	85-09028	442996	14727	74'-10"	22.81	98'-5"	29.99
	85-09030	471575	15677	80'-2"	24.43	103'-8"	31.61
	85-09032	500155	16627	85'-6"	26.06	109'-0"	33.22
	85-09034	528735	17577	90'-10"	27.69	114'-5"	34.87
	85-09036	557315	18528	96'-2"	29.32	119'-8"	36.48
105 Ft. (32.0 M)	85-10508	223627	7434	21'-6"	6.55	49'-5"	15.06
	85-10510	262530	8728	26'-10"	8.18	54'-8"	16.67
	85-10514	340336	11314	37'-6"	11.43	65'-5"	19.93
	85-10516	379239	12608	42'-10"	13.05	70'-8"	21.55
	85-10518	418142	13901	48'-2"	14.68	76'-0"	23.16
	85-10520	457045	15194	53'-6"	16.31	81'-5"	24.81
	85-10522	495949	16487	58'-10"	17.93	86'-8"	26.43
	85-10524	534852	17781	64'-2"	19.56	92'-0"	28.04
	85-10528	612658	20367	74'-10"	22.80	102'-8"	31.30
	85-10530	651561	21661	80'-2"	24.42	108'-0"	32.92
	85-10532	690465	22954	85'-6"	26.04	113'-5"	34.56
	85-10534	729368	24247	90'-10"	27.66	118'-8"	36.18

† Maximum Capacity for a bin allows for grain to be at the normal (28-degree) angle of repose, starting one inch (25 mm) below the eave. The grain capacities listed are based on ASAE Standard: ASAE S413, with a compaction factor of 6%. Bins are designed to meet code requirements for 90 mph (145 km/h) wind zones and seismic zone 1. Standard roof peak capacities vary from 2,500 to 25,000 pounds (1,100 to 11,300 kg) depending on bin diameter. In the pursuit of LEADERSHIP THROUGH INNOVATION®, we reserve the right to change specifications without prior notice.



DIFFERENT BY DESIGN™

**Choose Brock M SERIES™ Bins
for Capacities up to 1.34 Million Bushels**



Brock's M SERIES™ line of commercial grain storage bins features single bin capacities over one million bushels, a free-span roof, the SMOOTHCORR® Sidewall System (patent pending) and single-pass sweep operation.

Brock M SERIES™ Bin Specifications

Bin Diameter	156 Feet 47.5 m	132 Feet 40.2 m
Storage Range	1.0 to 1.34 million bushels	700,000 to 1.18 million bushels
Maximum Eave Height	70 Feet 21.3 m	91 feet 27.7 m
Maximum Fill Height	112 feet 34.1 m	126.5 feet 38.6 m

Brock Offers More Than Grain Bins!



Conveying Systems: Dependable
Enclosed Roller-Belt Conveyors handle up to 58,000 bph (1,500 metric tons per hour)



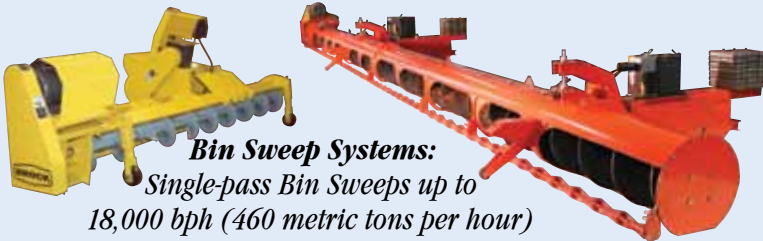
Conditioning Systems:
Aeration Fans and Heaters up to 50 horsepower



*Easy-to-use
QUANTUM®
Dryer Control*



Drying Systems: Energy-efficient Grain Dryers up to 10,000 bph (254 metric tons per hour)



Bin Sweep Systems:
Single-pass Bin Sweeps up to 18,000 bph (460 metric tons per hour)



SWEET-TRACKER®
Controller for remote sweep operation



Brock Grain Systems
A Division of CTB, Inc.
Milford, IN • Kansas City, MO • Frankfort, IN
Phone: 574.658.4191 • Fax: 574.658.4133
Internet: www.BrockGrain.com
E-mail: Brock@BrockGrain.com