



WIDE-CORRUGATION FARM GRAIN BINS



BROCK®

GRAIN

BINS

Brock Grain Systems has a world-wide reputation for providing reliable on-farm storage that allows farmers to market their grain when they are ready. That's because BROCK® Bins provide dependable, secure storage season after season. Backed by years of design engineering experience and resourceful manufacturing, Brock has led the way with practical innovations such as sidewalls with 4-inch (102-mm) wide corrugations for added strength, easy-open access doors that require no tools, and 44-inch (1118-mm) wide sidewall sheets which result in fewer seams and faster construction. That's why farmers all over the world turn to Brock for grain storage LEADERSHIP THROUGH INNOVATION® for the 21st Century.

No matter how sophisticated your grain system becomes in the future, the core of that system will always be the bin. Selecting the right size bin with the capacity you need is easy with Brock's large selection of diameters and eave heights. With a complete line of flat-bottom storage bins as well as hopper-bottom holding bins for both farm and commercial markets, Brock now offers single bin capacities ranging from a modest 750 bushels (25 M³) to one of the world's largest with nearly 1.34 million bushels (44,500 M³).



Industry-leading bin accessories like Brock's LATCH-LOCK® Walk-Through Bin Door make grain storage manageable with the least amount of hassle. The one-piece outer door opens wide to fasten securely against the side of the bin. The four interlocking inner panels open in sequence from top to bottom with a simple lift of the patented latches. No tools required.


BROCK's field-proven GUARDIAN® Series fans and heaters are designed for maximum efficiency for in-bin drying and aeration. Your local Brock dealer can fit your grain bin with the properly sized fans and heaters to provide the right grain conditioning for your climate conditions. It is an investment that pays off now and for grain storage cycles to come.

A R E D I F F E R E N T B Y




Imaginative Design and Engineering make BROCK[®] Bins Superior Performers

Whether your on-farm storage consists of a couple of bins with an auger or a whole row of bins with an integrated loading and unloading system, BROCK[®] Bins are the right choice for the job. Grain bin foundations are designed to secure the bins against 90 mph (145 kph) winds, even when empty. The bin anchor system supplies a strong, load bearing connection to the foundation. This design, combined with the foundation sealant, helps to provide a weather-tight seal. These are just a couple of ways BROCK[®] Bins are DIFFERENT BY DESIGN[™] to offer the security of long-term storage.





Every roof is supplied with a large manhole that is “obround” for easy entry and exit. Its cover has heavy hinges and a strong, rotating latch.



Giant 40-inch (1016-mm) fill hole features a rigid 24-inch (610-mm) diameter center ring to accommodate most auxiliary equipment.



“High-rise” roof rib is a full 3 inches (76 mm) tall and utilizes Brock’s strength-giving 2-step rib design. Brock’s innovative Eave Tension Straps offer the highest farm bin peak load capacities available, up to 8,000 pounds (3,600 kg) with a ground snow load rating of 30 pounds per square foot (146 kg per square meter).



Gravity roof ventilators provide free air movement into the bin. Factory die-cut opening and flange assure a weather-tight seal. Mushroom style (round) roof vents are also available.



High strength Grade #8.2 bin seal bolts are used in all BROCK® wide-corrugation grain bins. Choose either the JS-500™ rust-resistant coating or rust-proof polypropylene-encapsulated bin assembly bolts.

JS-500 is not owned or licensed by CTB and is the sole property of its respective owner.



Optional Ladder Security Door helps to restrict unauthorized access to grain bin ladder.

Optional sidewall ladders (shown) and BROCK SHUR-STEP® Bin Stairs, as well as safety cages and rest platforms conform to OSHA standards and are fabricated from galvanized steel to assure long-lasting service. Mounting brackets provide ample clearance from the bin wall.



Strong sidewall sheets feature 4-inch (102-mm) corrugations. In addition, each BROCK® Sidewall Sheet is 44 inches (1118-mm) wide which reduces erection costs because the bin goes up faster.


Revolutionary Bin Floor

The revolutionary design of Brock's unique TRI-CORR® Bin Aeration Flooring System gives it remarkable strength. Plus, it includes the best features of Brock's popular aeration floors to provide ample, even air distribution and to allow easy bin clean-out.

The innovative Brock TRI-CORR Floor System can be used in bins ranging in diameters from 12 to 90 feet (3.7 to 27.4 m) and with eave heights up to 100 feet (30.5 m). Brock named the floor TRI-CORR because of its distinctive triangle-shaped center leg and its strength-providing corrugations on the floor's surface and legs for added stability and long life. It's just another way Brock is DIFFERENT BY DESIGN.™

Plus Advanced Floor Support

- ◆ The unique Brock PARTHENON® Floor Support System offers a superior load-bearing capacity complementing the strength of the TRI-CORR® Aeration Flooring.
- ◆ PARTHENON Supports use a simple-to-install non-staggered arrangement and easily lock together to eliminate movement.
- ◆ Brock PARTHENON Supports provide choice of 13¾- or 18½-inch (349- or 470-mm) floor heights for grain drying and aeration. The low PARTHENON Support has a 12⅞-inch (308-mm) floor clearance to allow for 10-inch (254-mm) diameter unloading systems.
- ◆ The patented combination of Brock TRI-CORR Floor Systems installed with PARTHENON Supports carries a five-year warranty. TRI-CORR or PARTHENON components installed separately carry a one-year warranty.



An Innovative Bin Unloading System

Brock's HARVEST-TIME® Power Sweep can remain in the bin even when the bin is full of grain – saves time and avoids the hassle of removing and re-installing the sweep.



Brock's HARVEST-TIME® Bin Unloading System is a "two for one" system. This means that you get an under floor tube and flight or u-trough conveyor combined with a floor sweep – all economically driven by a single electric motor. You can:

- ◆ Purchase the HARVEST-TIME Unloader and Power Sweep combination and get a smooth-working system that can be operated from outside the bin.
- ◆ Buy only the HARVEST-TIME Unloader and use it with a center pivot to connect to an already existing portable sweep.



SPECIFICATIONS

This is a listing of the wide-corrugation (4-in./102-mm) sidewall farm bin sizes Brock offers. Narrow-corrugation (2.66-in./68-mm) sidewall bins are also available.

Diameter	Model Number	Capacity With Drying or Aeration Floor						Eave Height		Fill Height	
		High Floor		Low Floor		Maximum Capacity*		Feet/Inches	Meters	Feet/Inches	Meters
		Bushels	M ³	Bushels	M ³	Bushels	M ³				
15 Ft. (4.6 M)	74-1515F	2160	72	2217	72	2388	79	14'-8"	4.47	18'-11"	5.77
	74-1518F	2705	90	2763	90	2932	97	18'-4"	5.59	22'-7"	6.88
	74-1811F	2382	79	2466	79	2711	90	11'-0"	3.35	16'-2"	4.93
18 Ft. (5.5 M)	74-1815F	3167	105	3250	105	3495	116	14'-8"	4.47	19'-10"	6.05
	74-1818F	3951	131	4035	131	4280	142	18'-4"	5.59	23'-6"	7.16
	74-1822F	4737	157	4819	157	5064	168	22'-0"	6.71	27'-2"	8.28
	74-1826F	5521	183	5604	184	5849	194	25'-8"	7.82	30'-10"	9.40
	74-1829F	6305	210	6388	210	6633	220	29'-4"	8.94	34'-6"	10.52
	74-1833F	7090	236	7174	236	7417	247	33'-0"	10.06	38'-2"	11.63
	74-2111F	3320	110	3435	110	3767	125	11'-0"	3.35	17'-0"	5.18
21 Ft. (6.4 M)	74-2115F	4389	146	4502	146	4835	161	14'-8"	4.47	20'-8"	6.30
	74-2118F	5456	181	5571	181	5903	196	18'-4"	5.59	24'-4"	7.42
	74-2122F	6525	217	6639	217	6971	232	22'-0"	6.71	28'-0"	8.53
	74-2126F	7593	252	7707	252	8040	267	25'-8"	7.82	31'-8"	9.65
	74-2129F	8661	288	8775	288	9107	303	29'-4"	8.94	35'-4"	10.77
	74-2133F	9729	323	9844	323	10175	338	33'-0"	10.06	39'-0"	11.89
	74-2411F	4438	148	4587	148	5022	167	11'-0"	3.35	17'-10"	5.44
24 Ft. (7.3 M)	74-2415F	5834	194	5982	194	6418	213	14'-8"	4.47	21'-6"	6.55
	74-2418F	7230	240	7377	240	7813	260	18'-4"	5.59	25'-2"	7.67
	74-2422F	8625	287	8773	287	9208	306	22'-0"	6.71	28'-10"	8.79
	74-2426F	10020	333	10169	333	10603	352	25'-8"	7.82	32'-6"	9.91
	74-2429F	11416	379	11564	380	12000	399	29'-4"	8.94	36'-2"	11.02
	74-2433F	12811	426	12959	426	13395	445	33'-0"	10.06	39'-10"	12.14
	74-2711F	5746	191	5933	191	6483	216	11'-0"	3.35	18'-9"	5.72
27 Ft. (8.2 M)	74-2715F	7512	250	7699	250	8250	274	14'-8"	4.47	22'-5"	6.83
	74-2718F	9278	308	9466	308	10017	333	18'-4"	5.59	26'-1"	7.95
	74-2722F	11045	367	11232	367	11783	392	22'-0"	6.71	29'-9"	9.07
	74-2726F	12811	426	12999	426	13550	450	25'-8"	7.82	33'-5"	10.19
	74-2729F	14578	485	14765	485	15316	509	29'-4"	8.94	37'-1"	11.30
	74-2733F	16344	543	16532	543	17082	568	33'-0"	10.06	40'-9"	12.42
	74-2737F	18111	602	18299	602	18849	627	36'-8"	11.18	44'-5"	13.54
30 Ft. (9.1 M)	74-3015F	9431	313	9663	314	10343	344	14'-8"	4.47	23'-3"	7.09
	74-3018F	11613	386	11845	386	12524	416	18'-4"	5.59	26'-11"	8.20
	74-3022F	13794	459	14026	459	14706	489	22'-0"	6.71	30'-7"	9.32
	74-3026F	15976	531	16208	531	16887	561	25'-8"	7.82	34'-3"	10.44
	74-3029F	18156	604	18388	604	19069	634	29'-4"	8.94	37'-11"	11.56
	74-3033F	20338	676	20570	676	21249	706	33'-0"	10.06	41'-7"	12.67
	74-3037F	22519	749	22751	749	23431	779	36'-8"	11.18	45'-3"	13.79
33 Ft. (10.1 M)	74-3315F	11603	386	11884	386	12707	422	14'-8"	4.47	24'-6"	7.47
	74-3318F	14243	473	14524	474	15347	510	18'-4"	5.59	28'-2"	8.59
	74-3322F	16882	561	17164	561	17987	598	22'-0"	6.71	31'-10"	9.70
	74-3326F	19523	649	19803	649	20626	686	25'-8"	7.82	35'-6"	10.82
	74-3329F	22162	737	22443	737	23265	773	29'-4"	8.94	39'-2"	11.94
	74-3333F	24801	824	25082	825	25905	861	33'-0"	10.06	42'-10"	13.06
	74-3337F	27441	912	27722	912	28545	949	36'-8"	11.18	46'-6"	14.17
36 Ft. (11.0 M)	74-3615F	14037	467	14372	467	15351	510	14'-8"	4.47	25'-1"	7.65
	74-3618F	17179	571	17514	571	18493	615	18'-4"	5.59	28'-9"	8.76
	74-3622F	20321	676	20655	676	21634	719	22'-0"	6.71	32'-5"	9.88
	74-3626F	23463	780	23797	780	24777	824	25'-8"	7.82	36'-1"	11.00
	74-3629F	26603	884	26938	885	27918	928	29'-4"	8.94	39'-9"	12.12
	74-3633F	29746	989	30081	989	31060	1033	33'-0"	10.06	43'-5"	13.23
	74-3637F	32887	1093	33222	1094	34201	1137	36'-8"	11.18	47'-1"	14.35
42 Ft. (12.8 M)	74-4215F	19726	656	20182	656	21514	715	14'-8"	4.47	26'-9"	8.15
	74-4218F	24002	798	24458	798	25791	857	18'-4"	5.59	30'-5"	9.27
	74-4222F	28279	940	28735	940	30068	1000	22'-0"	6.71	34'-1"	10.39
	74-4226F	32557	1082	33012	1083	34346	1142	25'-8"	7.82	37'-9"	11.51
	74-4229F	36833	1224	37289	1225	38623	1284	29'-4"	8.94	41'-5"	12.62
	74-4233F	41110	1367	41566	1367	42899	1426	33'-0"	10.06	45'-1"	13.74
	74-4237F	45388	1509	45843	1509	47176	1568	36'-8"	11.18	48'-9"	14.86
48 Ft. (14.6 M)	74-4815F	26573	883	27167	884	28909	961	14'-8"	4.47	28'-9"	8.76
	74-4818F	32159	1069	32754	1069	34496	1147	18'-4"	5.59	32'-5"	9.88
	74-4822F	37747	1255	38342	1255	40083	1333	22'-0"	6.71	36'-1"	11.00
	74-4826F	43333	1441	43929	1441	45670	1518	25'-8"	7.82	39'-9"	12.12
	74-4829F	48921	1626	49515	1627	51257	1704	29'-4"	8.94	43'-5"	13.23
	74-4833F	54507	1812	55102	1813	56844	1890	33'-0"	10.06	47'-1"	14.35
	74-4837F	60094	1998	60690	1998	62431	2075	36'-8"	11.18	50'-9"	15.47

*Maximum Capacity for a bin allows for grain to be at the normal (28-degree) angle of repose, starting one inch (25 mm) below the eave. The grain capacities listed are based on ASAE Standard: ASAE S413, with a compaction factor of 6%. Standard farm bin roof peak capacity for Brock's 3-panel roof is up to 5,000 pounds (2,300 kg) or up to 8,000 pounds (3,600 kg) for Brock's 4-panel roof, depending on bin diameter. Ratings are based on ground snow loads of 30 pounds per square foot (146 kg per square meter). In the pursuit of LEADERSHIP THROUGH INNOVATION®, we reserve the right to change specifications without prior notice.

Because you will customize your grain storage system to your unique needs, not all potentially dangerous or harmful situations can be identified by Brock Grain Systems at the time the bin components and accessories are manufactured. Therefore, it is essential that you think safety first and pay close attention to all possible hazards within your storage systems.



Brock Grain Systems
Chore-Time Brock International
 Divisions of CTB, Inc.

Milford, IN • Kansas City, MO • Frankfort, IN
 Phone: 574.658.4191 or +1.574.658.9323 (International)
 Internet: www.brockgrain.com or www.ctbworld.com
 E-mail: brock@brockgrain.com